

Description

Prisemi GDT's are designed for a high degree of surge protection at a low cost. It operates on the gas physical principle of the highly effective arc discharge . The PG3E5SS Series is used for protecting equipment for which higher voltage limits and holdover voltages are necessary. Com-gaps function as switches which dissipate a mini-mum amount of energy and therefore handle currents that far surpass other types of transient voltage protection.

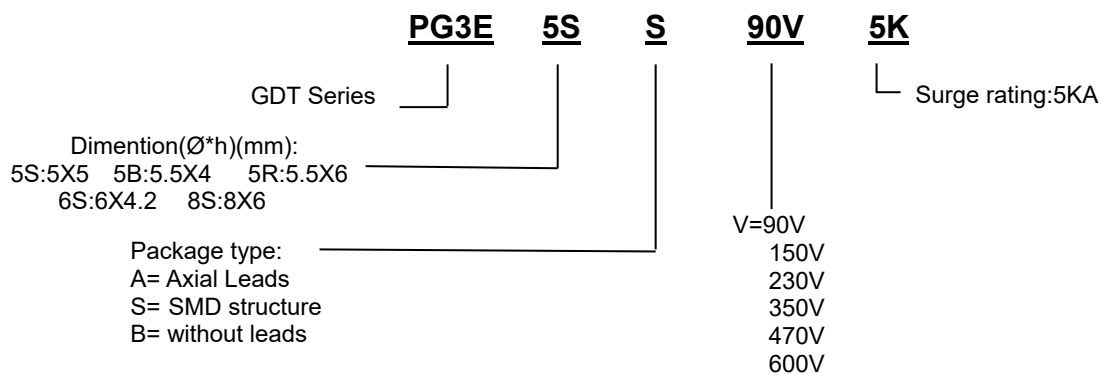
Features

- Very fast response time
- Suitable for direct strikes
- Stable performance over life
- Very low capacitance
- High insulation resistance

Application

- Communication lines
- CATV equipment
- Test equipment
- Data lines, power supply
- Base station
- Medical electronics

Explanation of Part Number



PG3E5SSXXV5K Series-Performance Specification

Model	DC Spark Over Voltage (V)	Impulse Spark Over Voltage	Impulse Discharge Current (KA)	AC Discharge Current (A)	Capacitance (pf)	Insulation Resistance	
	100V/s	1KV/μs	@8/20μs 10Hits	50HZ/1s 5hits	@ 1MHz	GΩ	DC(V)
PG3E5SS90V5K	90	≤600	5	5	< 1.5	≥1	25
PG3E5SS150V5K	150	≤600	5	5	< 1.5	≥1	50
PG3E5SS230V5K	230	≤700	5	5	< 1.0	≥1	50
PG3E5SS350V5K	350	≤800	5	5	< 1.0	≥1	100
PG3E5SS420V5K	420	≤800	5	5	< 1.0	≥1	100
PG3E5SS470V5K	470	≤900	5	5	< 1.0	≥1	250
PG3E5SS600V5K	600	≤1200	5	5	< 1.0	≥1	250
Parameter		Value			Unit		
Operating Junction Temperature Range		-40~85			°C		

Performance characteristics

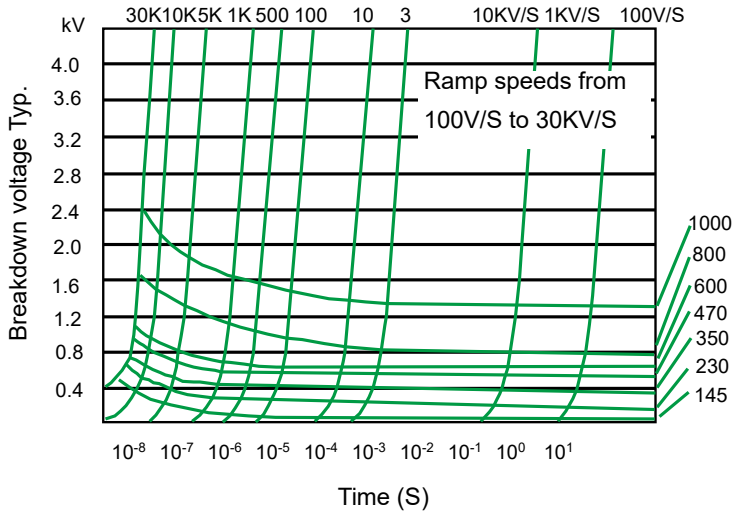
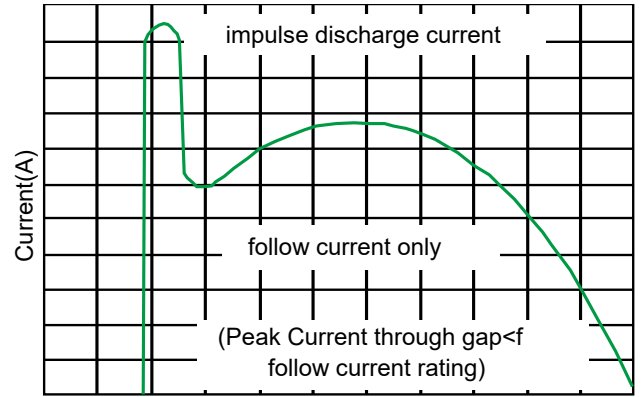


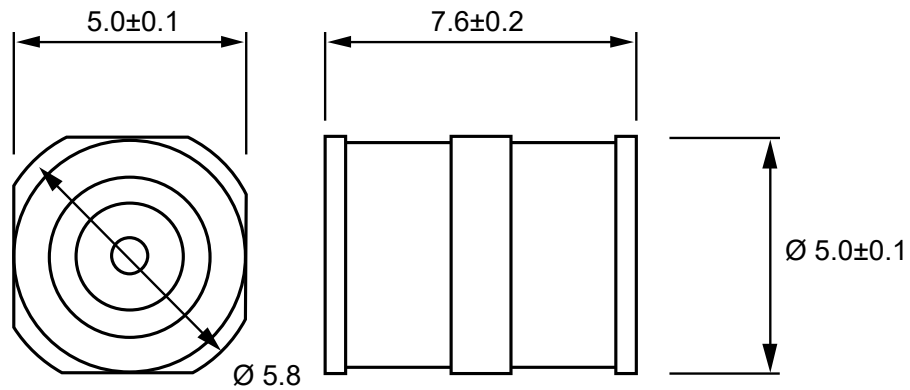
Fig 1.Pulse Waveform



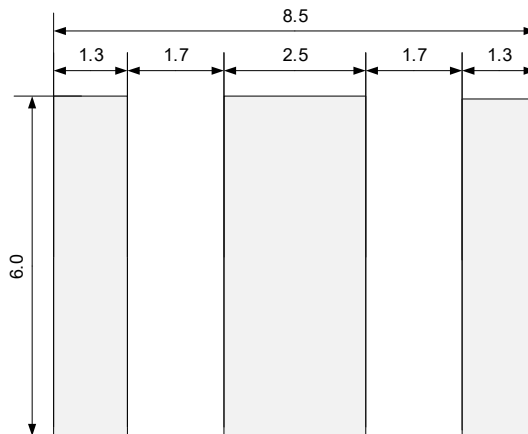
Period of spark gap current(ms)

Fig 2.Power Derating Curve

Dimensional drawing(5mmX7.6mm)



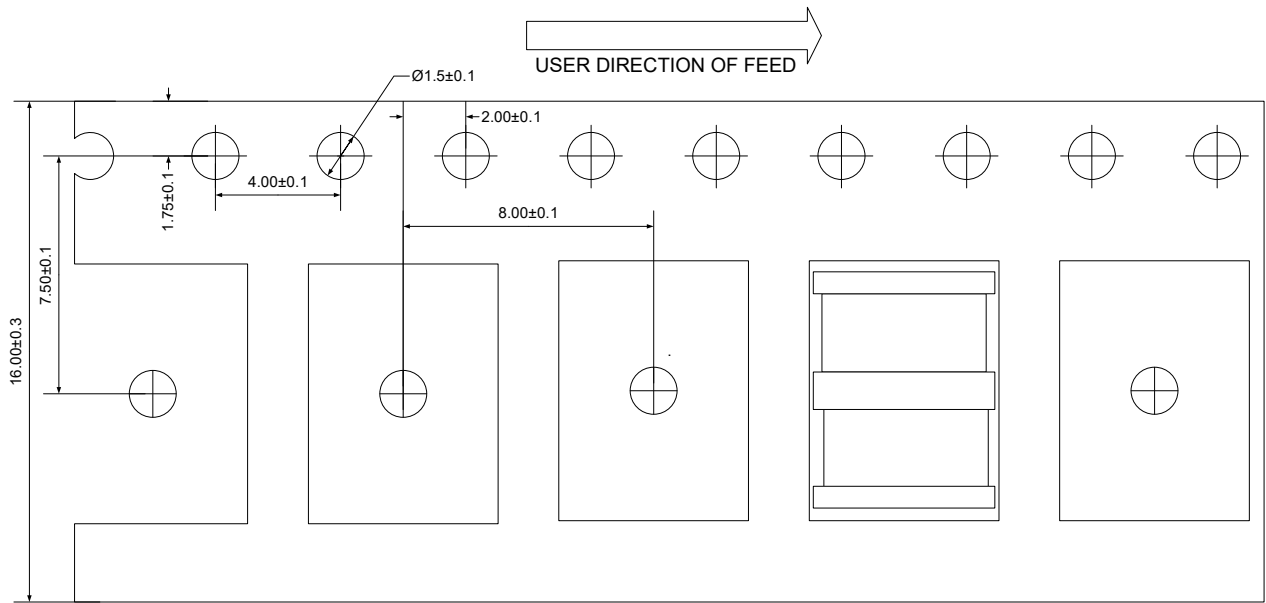
Package : SMD (**5SS**)



Suggested PCB Layout

Unit: mm

Load with information




Unit:mm

Ordering information

Device	Reel	Shipping
PG3E5SSxxxV5K	16"	1000 / Tape & Reel


IMPORTANT NOTICE

 and **Prisemi**[®] are registered trademarks of **Prisemi Electronics Co., Ltd (Prisemi)** ,Prisemi reserves the right to make changes without further notice to any products herein. Prisemi makes no warranty, representation or guarantee regarding the suitability of its products for any particular purpose, nor does Prisemi assume any liability arising out of the application or use of any product or circuit, and specifically disclaims any and all liability, including without limitation special, consequential or incidental damages. “Typical” parameters which may be provided in Prisemi data sheets and/or specifications can and do vary in different applications and actual performance may vary over time. All operating parameters, including “Typicals” must be validated for each customer application by customer’s technical experts. Prisemi does not convey any license under its patent rights nor the rights of others. The products listed in this document are designed to be used with ordinary electronic equipment or devices, Should you intend to use these products with equipment or devices which require an extremely high level of reliability and the malfunction of with would directly endanger human life (such as medical instruments, aerospace machinery, nuclear-reactor controllers, fuel controllers and other safety devices), please be sure to consult with our sales representative in advance.

Website: <http://www.prisemi.com>

For additional information, please contact your local Sales Representative.

©Copyright 2009, Prisemi Electronics

 **Prisemi**[®] is a registered trademark of Prisemi Electronics.

All rights are reserved.