

Feature

- For surface mounted applications in order to optimize board space
- Low profile space
- Glass passivated chip
- High reliability
- Typical IR less than 1μA at V_R
- For use in stabilizing and clipping circuits with high power rating
- Component in accordance to RoHS 2002/95/1 and WEEE 2002/96/EC



Mechanical Date

- Case: JEDEC DO-214AC molded plastic body over glass passivated chip
- Terminals: Solder plated, solderable per MIL-STD-750 Method 2026
- Polarity: types the band by laser denotes the cathode

Applications

- Voltage stabilization

Maximum Ratings & Thermal Characteristics

($T_A = 25\text{ }^\circ\text{C}$ unless otherwise noted)

Parameter	Symbol	Value	Units
Power dissipation	P	3.0	W
Typical thermal resistance, junction to ambient ⁽¹⁾	$R_{\theta JA}$	100	$^\circ\text{C} / \text{W}$
Typical thermal resistance, junction to lead ⁽¹⁾	$R_{\theta JL}$	22	$^\circ\text{C} / \text{W}$
Junction temperature	T_J	150	$^\circ\text{C}$
Storage temperature range	T_{STG}	- 55 to +150	$^\circ\text{C}$

Note 1:
Mounted on P.C.B. with 0.2 x 0.2" (5.0 x 5.0mm) copper pad areas.

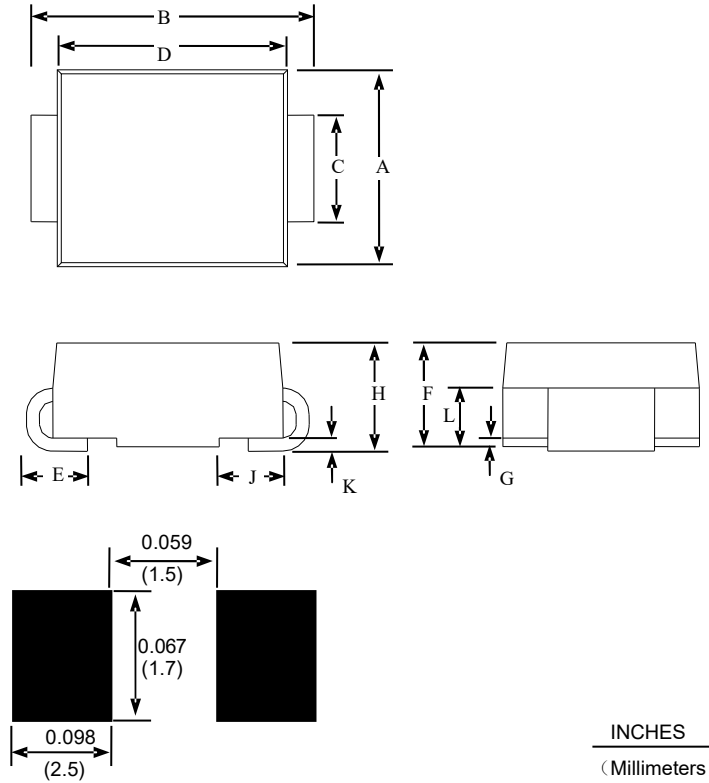
Electrical Characteristics

TA =25°C unless otherwise noted, VF=1.2VMax.@IF=200mA for all types.

Series	Zener Voltage			Zener Impedance			Leakage Current		I _{ZM}	
	V _Z (Volts)			@I _{ZT}	Z _{ZT} @I _{ZT}	Z _{ZK} @I _{ZK}	I _R @V _R			
	Min	Nom	Max	mA	Ω	Ω	mA	μA		Volts
PMAZ5V1B	4.85	5.1	5.36	73.5	4.0	350	1	5	2.0	588
PMAZ5V6B	5.32	5.6	5.88	66.9	2.0	250	1	5	3.0	534
PMAZ6V2B	5.89	6.2	6.51	60.5	2.0	200	1	5	4.0	482
PMAZ6V8B	6.46	6.8	7.14	55.1	2.5	200	1	5	5.2	440
PMAZ7V5B	7.13	7.5	7.88	50.0	3.0	400	0.5	5	6.0	400
PMAZ8V2B	7.79	8.2	8.61	45.7	3.5	400	0.5	5	6.5	364
PMAZ9V1B	8.65	9.1	9.56	41.2	4.0	500	0.5	5	7.0	328
PMAZ10B	9.50	10	10.50	37.5	4.5	500	0.25	5	8.0	300
PMAZ11B	10.45	11	11.55	34.1	5.5	550	0.25	1	8.4	272
PMAZ12B	11.40	12	12.60	31.2	6.5	550	0.25	1	9.1	250
PMAZ13B	12.35	13	13.65	28.8	7.0	550	0.25	1	9.9	230
PMAZ15B	14.25	15	15.75	25.0	9.0	600	0.25	1	11.4	200
PMAZ16B	15.20	16	16.80	23.4	10	600	0.25	1	12.2	186
PMAZ18B	17.10	18	18.90	20.8	12	650	0.25	1	13.7	166
PMAZ20B	19.00	20	21.00	18.7	14	650	0.25	1	15.2	150
PMAZ22B	20.90	22	23.10	17.0	17.5	650	0.25	1	16.7	136
PMAZ24B	22.80	24	25.20	15.6	19	700	0.25	1	18.2	124
PMAZ27B	25.65	27	28.35	13.9	23	700	0.25	1	20.6	110
PMAZ30B	28.5	30	31.5	12.5	28	750	0.25	1	22.8	100
PMAZ33B	31.35	33	34.65	11.4	33	800	0.25	1	25.1	90
PMAZ36B	34.20	36	37.8	10.4	38	850	0.25	1	27.4	82
PMAZ39B	37.05	39	40.95	9.6	45	900	0.25	1	29.7	76
PMAZ43B	40.85	43	45.15	8.7	53	950	0.25	1	32.7	68
PMAZ47B	44.65	47	49.35	8.0	67	1000	0.25	1	35.8	62
PMAZ51B	48.45	51	53.55	7.3	70	1100	0.25	1	38.8	58
PMAZ56B	53.20	56	58.80	6.7	86	1300	0.25	1	42.6	52
PMAZ62B	58.90	62	65.10	6.0	100	1500	0.25	1	47.1	48
PMAZ68B	64.60	68	71.40	5.5	120	1700	0.25	1	51.7	44

Series	Zener Voltage				Zener Impedance			Leakage Current		I _{ZM}
	V _Z (Volts)			@I _{ZT}	Z _{ZT} @I _{ZT}	Z _{ZK} @I _{ZK}		I _R @V _R		
	Min	Nom	Max	mA	Ω	Ω	mA	μA	Volts	mA(dc)
PMAZ75B	71.25	75	78.75	5.0	140	2000	0.25	1	56.0	40
PMAZ82B	77.90	82	86.10	4.6	160	2500	0.25	1	62.2	36
PMAZ91B	86.45	91	95.55	4.1	200	3000	0.25	1	69.2	32
PMAZ100B	95.0	100	105.0	3.7	250	3100	0.25	1	76.0	30
PMAZ110B	104.5	110	115.5	3.4	300	4000	0.25	1	83.6	26
PMAZ120B	114.0	120	126.0	3.1	380	4500	0.25	1	91.2	24
PMAZ130B	123.5	130	136.5	2.9	450	5000	0.25	1	98.8	22
PMAZ150B	142.5	150	157.5	2.5	600	6000	0.25	1	114.0	20
PMAZ160B	152.0	160	168.0	2.3	700	6500	0.25	1	121.6	18
PMAZ180B	171.0	180	189.0	2.1	900	7000	0.25	1	136.8	16
PMAZ200B	190.0	200	210.0	1.9	1200	8000	0.25	1	152.0	14

Product dimension(DO-214AC/SMA)




INCHES
(Millimeters)

Dimension	Inches		Millimeters	
	MIN	MAX	MIN	MAX
A	0.08	0.11	2.1	2.7
B	0.18	0.20	4.7	5.3
C	0.05	0.06	1.2	1.7
D	0.16	0.18	4.0	4.5
E	0.03	0.05	0.9	1.4
F	0.06	0.08	1.7	2.2
G	0.00	0.00	0.0	0.2
H	0.06	0.09	1.7	2.3
J	0.03	0.05	0.8	1.3
K	0.00	0.01	0.2	0.3
L	0.03	0.04	0.9	1.2

Ordering information

Device	Package	Shipping
PMAZXXXB Series	DO-214AC/SMA (Pb-Free)	5000 / Tape & Reel


IMPORTANT NOTICE

 and **Prisemi**[®] are registered trademarks of **Prisemi Electronics Co., Ltd** (Prisemi). Prisemi reserves the right to make changes without further notice to any products herein. Prisemi makes no warranty, representation or guarantee regarding the suitability of its products for any particular purpose, nor does Prisemi assume any liability arising out of the application or use of any product or circuit, and specifically disclaims any and all liability, including without limitation special, consequential or incidental damages. "Typical" parameters which may be provided in Prisemi data sheets and/or specifications can and do vary in different applications and actual performance may vary over time. All operating parameters, including "Typicals" must be validated for each customer application by customer's technical experts. Prisemi does not convey any license under its patent rights nor the rights of others. The products listed in this document are designed to be used with ordinary electronic equipment or devices. Should you intend to use these products with equipment or devices which require an extremely high level of reliability and the malfunction of which would directly endanger human life (such as medical instruments, aerospace machinery, nuclear-reactor controllers, fuel controllers and other safety devices), please be sure to consult with our sales representative in advance.

Website: <http://www.prisemi.com>

For additional information, please contact your local Sales Representative.

©Copyright 2009, Prisemi Electronics

 **Prisemi**[®] is a registered trademark of Prisemi Electronics.

All rights are reserved.